

These AcraLite 4' retrofit troffers, produce 7,200-11,000 lumens of quality light. They are designed fit into existing fixtures to replace fluorescent tubes in offices, schools, retail locations and hospitals.



## FEATURES

- 155 Lumens per Watt
- Lightweight Aluminum with powder coated finish.
- Fixture is LM80 rated to deliver over 200,000 service hours.
- Color Temperature 4000K other color temperatures available upon request.
- Energy efficient design provides high light output with minimum power consumption.
- Superior thermal management allows for continuous, cool operation at full output.
- Optional Night Light uses the fixture as a low output light for safety purposes Utilizing less than 7 Watts of power.
- Long life maintenance free.
- 5-year limited warranty.

## SPECIFICATIONS

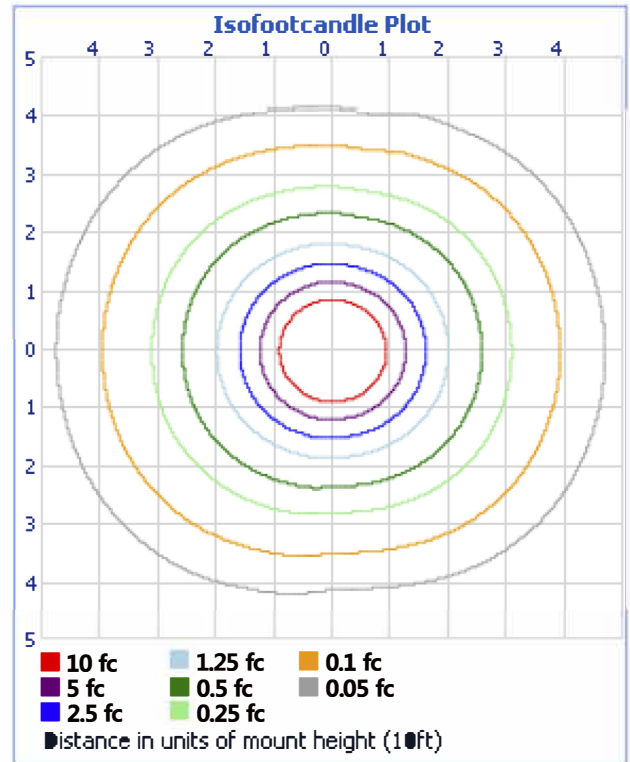
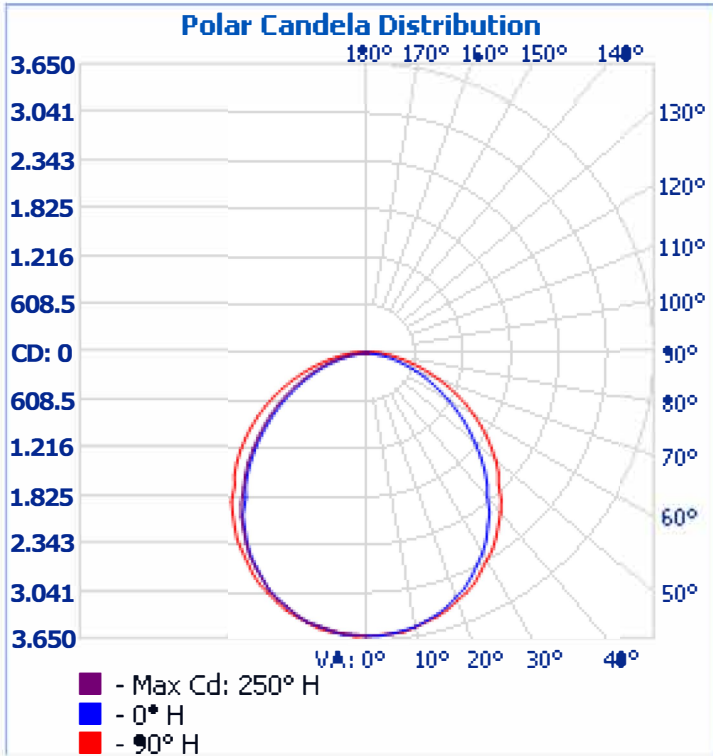
Product Part Number	Light Dimensions	Fixture Weight	Power Input Required (Watts)	Maximum Light Output (Lumens)
AL24RT-2SO-4.0K	2'X4'	4 lbs.	48	7,200
AL24RT-2HE-4.0K	2'X4'	4 lbs.	72	11,000

Designed and Manufactured by Compunetics, Inc.  
2500 Rochester Court  
Troy, Michigan 48083  
Phone: (248) 524-6376  
www.Compuneticsinc.com

Contact: Barry Blake  
Phone: (248) 635-4748  
Email: bblake@compuneticsinc.com

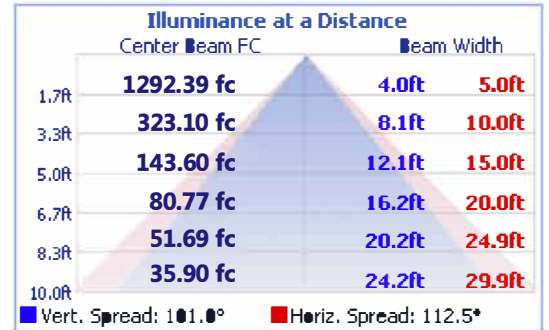
# Typical Light Distribution

The following images depict the luminous intensity distribution characteristics of the luminaire.



## Coefficients Of Utilization - Zonal Cavity Method

RCC %:	80				70				50		
RW %:	70	50	30	0	70	50	30	0	50	30	20
RCR: 0	1.19	1.19	1.19	1.19	1.16	1.16	1.16	.99	1.11	1.11	1.11
1	1.08	1.03	.99	.95	1.05	1.01	.97	.83	.97	.93	.90
2	.99	.90	.83	.78	.96	.88	.82	.70	.85	.79	.75
3	.90	.79	.71	.65	.87	.78	.70	.60	.75	.68	.63
4	.82	.70	.62	.55	.80	.69	.61	.52	.66	.59	.54
5	.76	.63	.54	.48	.74	.62	.53	.45	.60	.52	.47
6	.70	.57	.48	.42	.68	.56	.47	.40	.54	.46	.41
7	.65	.52	.43	.37	.63	.51	.42	.35	.49	.42	.36
8	.61	.47	.39	.33	.59	.46	.38	.32	.45	.38	.32
9	.57	.43	.35	.30	.55	.43	.35	.29	.41	.34	.29
10	.53	.40	.32	.27	.52	.39	.32	.26	.38	.31	.27



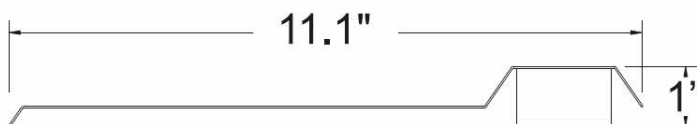
## Zonal Lumen Summary

Zone	Lumens	% Lamp / Luminaire
0 - 60	7840	78.40%
60 - 90	2050	20.50%
0 - 90	9890	98.90%
90 - 180	110	1.10%
0 - 180	10,000	100%

## Dimensions

### Specifications

Length: 47"  
Depth: 1"  
Width: 11.1"



## Components

