

AL24CT-HO AcraLite LED Lighting

Go really Green

The AcraLite 4' Ceiling troffer, produces 12,000 lumens of quality light
Designed for offices, schools, retail locations and hospitals
Fits standard suspended ceilings with 1" or 5/8" rails



FEATURES

- 140 Lumens per Watt
- Light weight Aluminium with powder coated finish.
- Rugged polycarbonate end plates.
- High performance polycarbonate diffuser provides even light distribution.
- Fixture is LM80 rated to deliver over 200,000 service hours.
- Color Temperature 4000K or 5000K other color temperatures available upon request.
- Energy efficient design provides high light output with minimum power consumption.
- Superior thermal management allows for continuous, cool operation at full output.
- Optional Night Light uses the fixture as a low output light for safety purposes Utilizing less than 7 watts of power.
- Long life maintenance free.
- 5-year limited warranty.

SPECIFICATIONS

Dimensions: 48"(L) x 4.9"(H) x 23.9"(W)

Weight: 12 lbs



Certified to meet U.S. and Canadian standards.

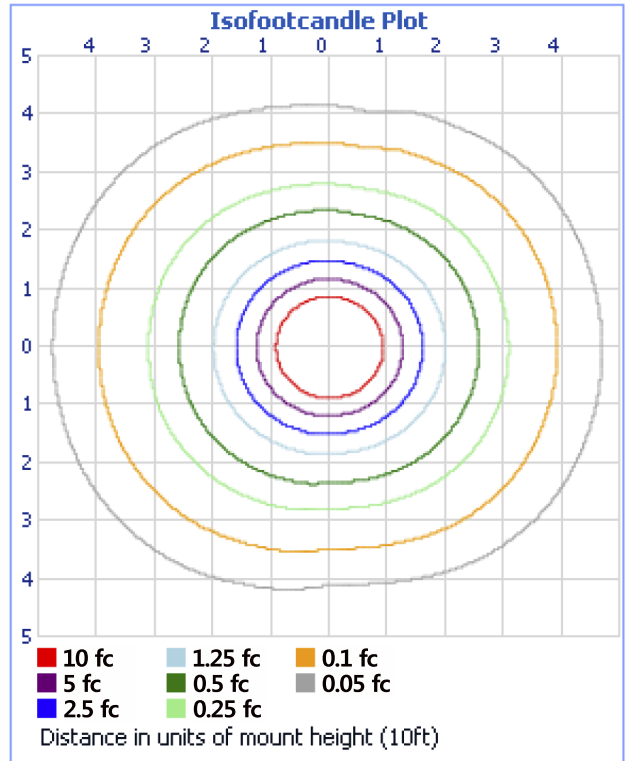
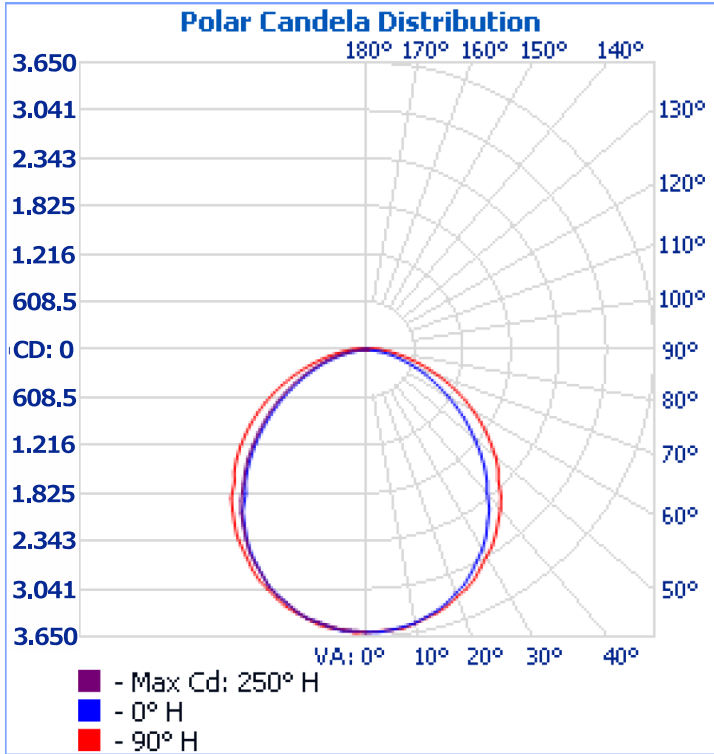
Power Requirements	Part numbers	With Night Light
86 WATTS INPUT POWER 0.72 AMPS @ 120 VAC 50/60HZ 0.40 AMPS @ 220 VAC 50/60HZ 0.64 AMPS @ 277 VAC 50/60HZ POWER FACTOR: > .93 THD : .11/16.5 CRI* 85.5	AL24CT-HO-5.0K AL24CT-HO-4.0K	AL24CT-HO-5.0K-N AL24CT-HO-4.0K-N

Designed and Manufactured by Compunetics, Inc.
2500 Rochester Court
Troy, Michigan 48083
p. (248) 524-6376
f. (248) 524-6374
w. Compuneticsinc.com

Contact: Barry Blake
c. (248) 635-4748
e. bblake@compuneticsinc.com

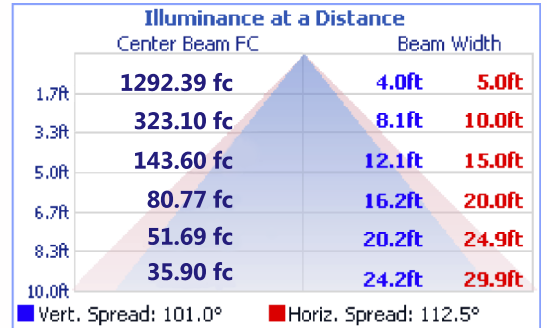
AL22HB-HO-5.0K

The following images depict the luminous intensity distribution characteristics of the luminaire.



Coefficients Of Utilization - Zonal Cavity Method

RCC %:	80				70				50		
RW %:	70	50	30	0	70	50	30	0	50	30	20
RCR: 0	1.19	1.19	1.19	1.19	1.16	1.16	1.16	.99	1.11	1.11	1.11
1	1.08	1.03	.99	.95	1.05	1.01	.97	.83	.97	.93	.90
2	.99	.90	.83	.78	.96	.88	.82	.70	.85	.79	.75
3	.90	.79	.71	.65	.87	.78	.70	.60	.75	.68	.63
4	.82	.70	.62	.55	.80	.69	.61	.52	.66	.59	.54
5	.76	.63	.54	.48	.74	.62	.53	.45	.60	.52	.47
6	.70	.57	.48	.42	.68	.56	.47	.40	.54	.46	.41
7	.65	.52	.43	.37	.63	.51	.42	.35	.49	.42	.36
8	.61	.47	.39	.33	.59	.46	.38	.32	.45	.38	.32
9	.57	.43	.35	.30	.55	.43	.35	.29	.41	.34	.29
10	.53	.40	.32	.27	.52	.39	.32	.26	.38	.31	.27



Zonal Lumen Summary

Zone	Lumens	% Lamp / Luminaire
0 - 60	7840	78.40%
60 - 90	2050	20.50%
0 - 90	9890	98.90%
90 - 180	110	1.10%
0 - 180	10,000	100%

Dimensions

